

# Investors Fixed Income Flex Portfolio

## Who should invest in this Portfolio

■ You should consider investing in this Fund if you seek income from your investment and you can accept some variability in returns.

## Fund Objective

■ To provide current income by investing primarily in Underlying Funds that invest in fixed income securities.

## Fund Information

### I.G. Investment Management, Ltd.

Jeff Hall, B.Comm, CA, CFA

**Fund Category\*\*:** Cdn FI

**Fund Codes:** IFIFA (940), B (941), C NL (798), C DSC (797),

**Inception Date:** February 7, 2011

**Total Assets:** \$963.3 million

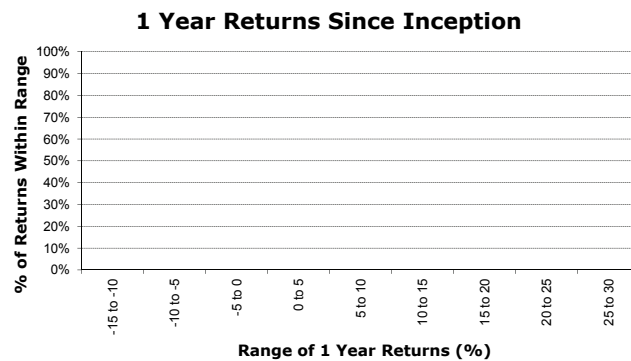
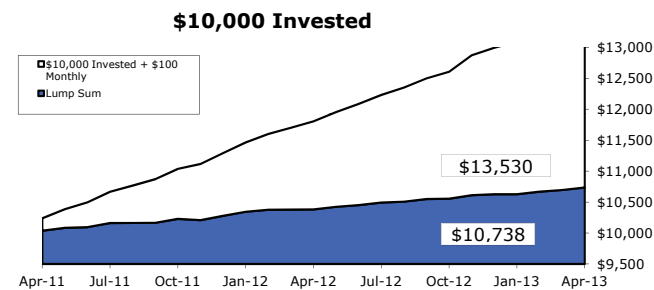
**Distribution Freq:** Monthly

**MER Series C:** 1.82%

**Current Yield:** Estimated at 2.08 % (after fees) \*

**Fund Variability Category 3:** Low

\*Based on a weighted average of yields using the fund weightings indicated in the allocation table.



	30-Apr-13	31-Dec-12	+/-
Inv Premium Money Mkt	17.5	17.5	0.0
Inv Mtge. & Short Term Inc	37.5	37.5	0.0
Investors Cdn Bond	22.5	22.5	0.0
Investors Cdn High Yield	7.5	7.5	0.0
IG Putnam U.S. High Yield	5.0	5.0	0.0
Investors Real Property	9.8	9.9	-0.1
Other	0.0	0.0	0.0
Cash	0.2	0.0	0.2

## Underlying Funds - Target Allocation

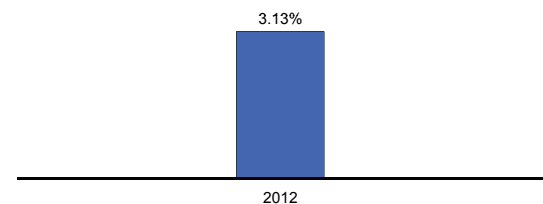
### Income Funds (90%)

Investors Premium Money Market Fund	0-20%
Investors Mtge. & Short Term Income Fund	0-40%
Investors Canadian Bond Fund	0-60%
Investors Canadian High Yield Income Fund	0-20%
IG Putnam U.S. High Yield Income Fund	0-15%

### Other (10%)

Investors Real Property Fund	0-10%
------------------------------	-------

## Calendar Year Returns ended December 31



	1 Month	3 Months	YTD	1 Year	3 Years	5 Years	10 Years	15 Years	Inception
<b>Returns</b>	0.38%	1.03%	1.03%	3.16%					3.22%
<b>Quartile Scores**</b>	4	4	4	4					

\*\*Source: Morningstar as at Apr. 30, 2013